




QUANTUM



ALUMA





Believer Taupe Grey



CONTENTS

| | |
|-------------------------------------|----|
| Our Values..... | 6 |
| Believer..... | 10 |
| Cotleigh..... | 14 |
| Croyde..... | 18 |
| Get the Look: Urban Metropolis..... | 22 |
| Hale..... | 24 |
| Linden..... | 28 |
| Get the Look: Refined Glamour..... | 34 |
| Manston..... | 36 |
| Colour Palette..... | 41 |
| Rails..... | 42 |
| Our Cabinet..... | 44 |
| Door Directory..... | 46 |



OUR VALUES

Experience

Quantum's foundations lie in kitchen manufacturing knowledge and experience. In 1975, the first cabinet was built, and from there, Quantum was born. These bespoke kitchens have been cultivated by Quantum's highly respected CEO who grew up around the business, and the ever-expanding team.

Every Quantum kitchen is made to order, to ensure you receive durable, purpose-built cabinets. Each cabinet is crafted using a combination of state-of-the-art machinery and classic workmanship, resulting in both precision-built kitchens and exceptional quality. Quantum cabinets are all hand-assembled and undergo rigorous quality checks before leaving the premises.

Reliability

Each Quantum kitchen comes with a full 25-year guarantee on doors, drawers, cabinets and hinges. With coverage such as this, you're left with peace of mind that your kitchen is not only built to last, it is guaranteed to last.

For more information visit
www.quantum-kitchens.co.uk/guarantee

Responsibility

Conscious of the environmental impact manufacturing can generate, Quantum endeavours to only use wood materials sourced from well-maintained, sustainable forestry. Additionally, all wood waste created during the production of your kitchen is recycled as a source of energy, heating Quantum's factory and offices, consequently reducing our carbon footprint.





Manston Matt Black & Caviar Black

ALUMA

Aluma is a sleek, modern range of kitchens, with each door selected to provide a comprehensive collection of contemporary styles. This range of True Handleless kitchens offer both the sleek, linear look of ultra-modern designs and quirkier, contemporary takes on traditional styles. Each cabinet within this range is bespoke, engineered to accept rails that act as a recess, resulting in seamless designs.

This modern collection is designed to work with a wide range of interior design styles, providing solutions for those looking to create anything from conceptual, architectural styles to industrial and modern luxe creations. With a wide range of accessories and finishes available, the Aluma collection is completely bespoke. To ensure continuity within your home, the option of handleless furniture designs are available, ranging from bench seating to bars and more.

The design preferences and vision you have for your kitchen and other living areas can be transformed into a reality by a network of independent retailers. Each Quantum studio has been carefully chosen to provide you with a reliable, experienced team who are equipped to meet your unique needs.

The Icons



Paint-to-Order

This symbol shows that you can choose a painted colour from Palette One which comprises 35 both bold and subtle hues. **See 41**



Made-to-Measure

This kitchen can be made in virtually any size you require.



Real Wood

This symbol indicates the door style is made from real wood or real wood veneers. This could be Oak or Ash.





BELLEVER




Colour: Matt Regiment & Gloss Dove Grey with Brass rails.

Airy, beautiful and sleek, this slab kitchen offers an ultra-modern design. Clean lines define the space, creating a fresh, refined look. Free from clutter, the Bellever door is perfect for such a considered design. When creating a minimal space, every decision and alteration makes a significant impact. With such an extensive colour palette available in this style, Bellever allows for expression within a contained environment.



Gloss



White



Porcelain



Cashmere



Dove Grey



Silver Grey




Taupe Grey



Regiment

Matt



White



Porcelain



Cashmere



Dove Grey



Silver Grey



Dust Grey



Taupe Grey



Regiment



Hartforth Blue



Graphite



35 colours

Colour: Left Matt Silver Grey with Graphite rails.

Above: Matt Hartforth Blue & Porcelain with Copper rails.





COTLEIGH



Colour: Dust Grey & Hartforth Blue with Brass rails.

Cotleigh is where tradition and modernity meet. This elegant and sophisticated door welcomes tranquility into your home, whilst structuring the space as both sleek and homely. This woodgrain shaker door is distinctive. With its narrow frames, Cotleigh mirrors the style of a classic countryside home with a contemporary twist. Pair muted tones and marble with metallic accessories to enjoy this luxurious style in all its glory.





-  Porcelain
-  Dove Grey
-  Taupe Grey
-  Regiment
-  Hartforth Blue
-  35 colours



Colour: Dust Grey & Hartforth Blue with Brass rails.





CROYDE




Colour: Gloss Dust Grey & Matt Cashmere with colour matched Dust Grey rails.

The minimalistic nature of Croyde invites serenity into the room and provides an ultra-contemporary design. Such simplicity ensures you have a chance to escape the demanding nature of everyday life, while neutral colours extend the opportunity to branch out and implement interesting accessories and curious features. Simple designs such as these are about articulating every choice you've made, resulting in a precise, polished kitchen.





Gloss



White




Porcelain




Light Grey



Cashmere




Dust Grey



Graphite

Matt



White



Porcelain



Light Grey



Cashmere



Dust Grey



Indigo



Graphite

Colour: **Left** Matt Light Grey & Matt Graphite with Aluminium rails. **Right** Matt White with Aluminium rails.






GET THE LOOK:

URBAN METROPOLIS

Stormy slate flooring combined with modern stone kitchen finishes, naturally exudes urban traits, so pairing this design choice with natural materials such as wood and green foliage will capture the moody elegance of metropolitan settings. Ensure your kitchen has a refined finish by accessorising the space with a mixture of monochromatic decor such as White and Black Handleless rails.

Colours



White rail



Black rail



Anthracite Metal Rock



White Chromix

Door Style

Linden (see 28)





HALE






Quirky, bold and interesting, this modern kitchen offers a bohemian feel with a relaxed, more traditional shaker design. Smooth shaker doors in this handleless design makes Hale the perfect choice if you are looking to create a relaxed atmosphere in your home. This is the perfect style to accessorise as detailed kitchen doors are more receptive to busier designs.



Colour: Copse Green & Cashmere with Brass rails.





-  Porcelain
-  Taupe Grey
-  Dove Grey
-  Regiment
-  Hartforth Blue
-  Graphite
-  35 colours



Colour: Charcoal & Dove Grey with Graphite rails.

























LINDEN

A glow can be created within your kitchen through lighting choices, colour options and a luxurious woodgrain. The limed effect of Linden Glazed Halifax Oak provides an incandescent feel. When combined with rich materials such as marbled worktops, the entire space generates a delicate warmth. Dainty accessories act to complement the warm, neutral colours, whereas gold and real wood accessories ground the design and add a honeyed ambience.



Colour: Cashmere & Glazed Halifax Oak with colour matched Cashmere rails.



- | | | | |
|--|--|---|---|
|  |  |  |  |
| White Grey | Light Grey | White Chromix | Concrete Flow |
|  |  |  |  |
| Taupe Grey | Pebble Grey | White Halifax Oak | Glazed Halifax Oak |
|  |  |  |  |
| Cashmere | Almond Beige | Platinum Grange Oak | Natural Halifax Oak |
|  |  |  |  |
| Cubanit Grey | Monument Grey | Sand Grange Oak | Tobacco Halifax Oak |
|  |  |  |  |
| Fjord | Misty Blue | Colonial Grange Oak | Portland Ash Dark |
|  |  |  |  |
| Niagara Green | Reed Green | Portland Ash Black | Charcoal Flow |
| | |  |  |
| | | Shadow Black | White Levanto Marble |

Colour: Concrete Flow & Charcoal Flow with Anthracite rails.



Design Tip

If you're looking to incorporate a dining area into your home, a simple suggestion is to extend the theme of your kitchen design and include matching, bespoke fitted furniture. Options such as bench seating offer a straightforward and effective solution, providing the bonus of additional storage whilst blending effortlessly into the room.



Colour: Top: Cashmere with colour matched Cashmere rails. **Bottom:** Concrete Flow & Charcoal Flow with Anthracite rails.





GET THE LOOK:
**REFINED
 GLAMOUR**

When the slightest beam of light enters the kitchen and hits metallic elements, it creates a magnetic atmosphere. Brass accessories, and a door with an almost iridescent finish is all it takes to create such a captivating space.

Door Styles

- Bellever** (see 10)
- Linden** (see 28)

Colours



Brass rail



White Chromix



Dry Rose






MANSTON

Dramatic streaks of marbled white define this polished and moody design. Smooth matt finishes create a sense of unfathomable depths, whilst the marble effect doors radiate cool composure. Simple accessories complement the rich Manston doors, ensuring a balanced design is maintained. Kitchens such as these are about maintaining strong silhouettes and architectural designs.

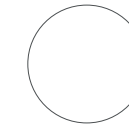


Colour: Matt Black & Caviar Black with Brass rails.





Gloss



White



Cashmere




Light Grey



Dust Grey

Matt



White



Cashmere




Light Grey



Dust Grey



Cubanit Grey



Antique Rose



Fjord



Reed Green




Noble Green




Indigo



Graphite




Black



Light Grey Metal Rock



Caviar Black



Lumumba

Design Tip

Integrated bars are the perfect addition for any home, providing a dignified presence and the perfect point to gather around when entertaining. Designs such as these provide additional storage and allow for more space to display memorabilia and ornaments.

Colour: Noble Green & Lincoln Walnut with Brass rails.



“Colour doesn’t have to be limited to walls or kitchen accessories.”

Colour doesn't have to be limited to walls or kitchen accessories. You are free to be as bold or subtle as you choose. Each colour, whether bright or neutral, has its place, and this wide colour palette has been designed to provide you with enough scope to cultivate your dream kitchen design.

Paint-to-Order



This symbol shows that you can choose a painted colour from Palette One, which comprises both bold and subtle hues.

**PALETTE:
ONE**


Whatever level of impact you're after, we have a shade to suit.

These colours are available in the following door styles:

Bellever (see page 10) available in matt finishes.


Cotleigh (see page 14) available in a painted finish.

Hale (see page 24) available in a painted finish.



RAILS

- 1. Painted*
- 2. Bronze
- 3. Copper
- 4. Brass
- 5. Black
- 6. Anthracite
- 7. Aluminium
- 8. White



*This rail can be painted in any colour you wish. Simply provide us with a RAL or BS code and we'll match your chosen colour.



OUR CABINET

Through our own experience of the kitchen industry and by regularly communicating with our customers and kitchen fitters alike, we have tweaked and perfected our specifications to produce what you see today – a cabinet of excellent quality and durability. We believe this is the finest quality MFC cabinet you will find in the current market.

However, at Quantum, we know the learning process is never over and are always looking for ways to improve our cabinets. We continue to seek regular feedback, as well as keep abreast of new products emerging onto the market to ensure we are offering innovative products of the highest calibre. For details of our cabinets, see the points listed below:

- » 18mm Egger high density MFC
- » 18mm solid backs
- » Edged with durable ABS edging
- » Cam and dowel assembly on base units
- » Glue and dowel assembly on wall units
- » Solid tops (except sink and hob units)
- » Sink and hob units reinforced with an aluminium rail
- » Choice of over 50 colours
- » Special sizes readily available
- » Clip-on soft close door hinges
- » Soft close drawer runners
- » 500mm deep drawers
- » 350mm deep wall units at no extra cost
- » All internal shelves are adjustable
- » Concealed adjustable wall hanging system
- » Metal shelf supports
- » Adjustable legs
- » 42mm service void on base units
- » 25-Year Guarantee



DOOR DIRECTORY

The Icons



Paint-to-Order

This symbol shows that you can choose a painted colour from Palette One, which comprises both bold and subtle hues. **See 41**



Made-to-Measure


This kitchen can be made in virtually any size you require.



Real Wood

This symbol indicates the door style is made from real wood or real wood veneers. This could be Oak or Ash.


Bellever
page 10



7 Stocked Gloss Colours
10 Stocked Matt Colours
35 Painted Colours



Hale
page 24



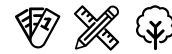
6 Stocked Colours
35 Painted Colours




Cotleigh
page 14



5 Stocked Colours
35 Painted Colours



Linden
page 28



26 Finishes




Croyde
page 18



6 Stocked Gloss Colours
7 Stocked Matt Colours



Manston
page 36



4 Gloss Finishes
15 Matt Finishes



Quantum kitchens have been built in England since 1975, using proven manufacturing techniques and the highest quality materials. The strictest quality control measures have been put in place to ensure that your made-to-order, hand assembled kitchen leaves the production line only when it has undergone a series of rigorous checks.

Quantum kitchens all come with a 25-year guarantee on cabinets, doors and drawer fronts. In the extremely unlikely event that, subject to wear and tear, any of the cabinets, doors or drawer fronts should fail, we will repair or replace the faulty item(s) at no expense for a period of 25 years from the date of installation.

Full terms and conditions available on request.



